



















### 2016 ANAMORPHIC PRIME LENS CHART

Thomas Fletcher		20 mm	22 mm	24 mm	25 mm	28 mm	30 mm	32 mm	35 mm	40 mm	45 mm	50 mm	55 mm	60 mm	65 mm	70 mm	75 mm	80 mm	85 mm	100 mm	135 mm	150 mm	180 mm	OTHER	Manufacturer's Description Summary <small>Source:Manufacturer's Website (unless noted).Click Decription for Full Details</small>	Worldwide Rental Sources
	T CfD lbs. Front					1.9			1.9	1.9		1.9		1.9						1.9	1.9		2.8		Low distortion for uncompromised cinemascope. Classic oval bokeh w/ high contrast & nice focus fall-off. Beautiful skin tones & precise color rendition. Flare Set encourages flaring, ghosting & veiling glare delivering four distinct, creative looks for each lens. <i>Arri Complementary Ultra Wide Zoom 19-36mm (T4.2).</i>	<a href="#">Full List</a>
	T CfD lbs. Front	2.8 16"		2.2 18"	2.2 18"			2.2	2.2			2.2		2.2						2.2	2.2	2.8		200 T2.8 250 T2.8 300 T3.2	Anamorphic atmosphere characteristics. No distortion or breathing effect. Perfect close focus without distortion. Very lightweight and small size. Wide focal range with ALL 95mm fronts.	<a href="#">Full List</a>
	T CfD lbs. Front			2.3 33"				2.3	2.3	2.3	2.3			2.6 <sup>M</sup> 18" <sup>M</sup>		2.3				2.3	2.3		2.8 78"	300 T3.5	True, front anamorphic with 2x squeeze. 2:1 oval bokeh for out of focus highlights. Color matched to Cooke S4/i, 5/i and miniS4/i lenses. Equipped with /i Technology for metadata capture. <i>Complementary front Zoom 35-140mm (Spring 2016).</i>	<a href="#">Full List</a>
	T CfD lbs. Front				2.3 31"			2.3	2.3	2.3	2.3	2.3	2.3				2.3							110 T3.1 140 T3.7	DPs who seek the signature 1970s look, with low contrast, flares, color aberrations, and other "flaws" can now achieve that look w/ lenses that incorporate state-of-the-art optics & mechanics & work seamlessly w/ the latest accessories. <i>Complementary front anamorphic zooms 45-90mm &amp; 80-180mm (T2.9) complete a comprehensive offering.</i>	<a href="#">Vantage Film</a>
	T CfD lbs. Front				2.2 31"			2.2	2.2	2.2	2.2	2.2	2.2				2.2							110 T3 140 T3.5	Vantage's Hawk V-Lite lenses have become an industry standard for anamorphic glass. Even though they are the smallest 'scope lenses on the market, they do not sacrifice image quality while still being exceedingly robust with extremely solid mechanics. Vantage also offers V-Lites in a 1.3x squeeze ( <i>See below</i> )	<a href="#">Full List</a>
	T CfD lbs. Front			2.6 30"	2.6 30"	2.6 36"	2.6 36"	2.6 36"	2.6 36"	2.6 36"	2.6 36"	2.6 36"	2.6 36"				2.6 36"				3.0 36"				Lightweight, compact design. Exceptional contrast & high resolution. Well balanced aberration control. Excellent glare resistance. Minimal breathing.	<a href="#">Panavision 68 Worldwide Locations</a>
	T CfD lbs. Front							2.2 30"	2.2 30"		2.2 24"			3 <sup>M</sup> 14" <sup>M</sup>		2.2 24"	2.2 24"	2.2 24"	2.2 39"	2.2 39"	3.0 39"	3.0 39"		120 <sup>M</sup> T3.5 CF 17"	Build on the successes of the previously well-established Hawk V-Series (2x). Although the Hawk V-Series lenses were already exceptional, further improvements enhanced this series ability to handle extreme high contrasts. <i>Complementary front anamorphic zooms 45-90mm &amp; 80-180mm (T2.8) complete a comprehensive offering.</i>	<a href="#">Full List</a>
	T CfD lbs. Front		2.1 40"			2.1 40"		2.1 40"	2.1 40"	2.1 40"	2.1 40"	2.1 40"					2.1 40"			2.1 40"	2.5 60"	2.8 60"		250 T3.0	Various Versions. Russian built anamorphics featuring modern glass including both the spherical and anamorphic cylinders. Distinct character and a vintage look. Classic cinematic oval bokeh.	<a href="#">Full List</a> <a href="#">Also includes older Elites</a>
	T CfD lbs. Front			2.2 42"	2.2 32"	2.2 30"	2.2 30"	2.2 24"	2.2 24"	2.2 24"	2.2 24"	2.2 24"	2.2 24"				2.2 24"			2.2 42"	3.0 42"	3.0 78"		250 T3 350 T4.2	Main features are its close focus ability & improvements to the overall performance. Although these are some of the first lenses made by Hawk, the robust construction and excellent glass have withstood the test of time. <i>Complementary front anamorphic zoom 46-230mm &amp; 300-900mm (T4) completes a comprehensive offering.</i>	<a href="#">Full List</a>

# ANAMORPHIC PRIME LENS CHART

Thomas Fletcher		20 mm	22 mm	24 mm	25 mm	28 mm	30 mm	32 mm	35 mm	40 mm	45 mm	50 mm	55 mm	60 mm	65 mm	70 mm	75 mm	80 mm	85 mm	100 mm	135 mm	150 mm	180 mm	OTHER	Manufacturer's Description Summary <small>Source: Manufacturer's Website (unless noted). Click Description for Full Details</small>	Worldwide Rental Sources
	T									2.2		2.2		2.2											The first set of Hawk Anamorphic Lenses were designed and produced over twenty years ago and are still in superb working condition. Many cinematographers love the beautifully classic look of these lenses. 2x squeeze. <i>Complementary front anamorphic zoom 55-165mm (T4) completes a comprehensive offering.</i>	<a href="#">Full List</a>
	CfD									42"		42"		42"												
	lbs.									4.8		4.6		4.6												
Vantage Hawk C-Series	Front									110		110		110												
	T								2.0	2.0		2.0													Delivers high contrast and resolution, even field illumination & negligible veiling glare, ghosting, & distortion. Consistent color between focal lengths. Produces the frequently desirable blue anamorphic flare without introducing unwanted veiling glare.	<a href="#">Panavision</a> <a href="#">68 Worldwide</a> <a href="#">Locations</a>
	CfD								42"	42"		42"					54"									
	lbs.								13.6	14.6		15.3					10.4									
Panavision Primo	Front								151	151		151					126									
	T					2.3			2.0	2.0		2.0							2.0	2.0	2.3	2.8		2.8	Delivers an overall sharpness that is undeniably clean without being too clinical. Features classic artifacts: disproportional vertical focus breathing, mild barrel distortion & clean blue horizontal flares without glare. <i>PV offers Front Anamorphic Zooms AWZ2 40-80 (T2.8) &amp; ATZ 70-200 (T3.5). Performance is comparable to E-Series primes.</i>	<a href="#">Panavision</a> <a href="#">68 Worldwide</a> <a href="#">Locations</a>
	CfD					48"			42"	48"		48"							60"	60"	45"		54"			
	lbs.					10.0			8.3	7.0		7.6							5.5	6.0	7.1		8.6			
Panavision E-Series	Front					175			143	125		125							95	113	113		113			
	T					2.3 <sup>A</sup>			2.3	2.3										2.8					Japanese anamorphic from the 60's. These lenses have similar coatings as the spherical Kowa Cine Prominars. Low in contrast & warm in color, they can be made to flare easily. The flare is warm in color rather than the standard blue anamorphic flare. They are small in size and work well for handheld or steadicam. <sup>C</sup>	<a href="#">Full List</a>
	CfD					36" <sup>A</sup>			36"	36"										36"						
	lbs.					3 <sup>A</sup>			2.0	2.0										2.5				3.0		
Kowa 35BE	Front					114 <sup>A</sup>			107 <sup>O</sup>			95								95						
	T		1.6		3.9				1.4	2.3		2.3	1.4						2.5	1.4	3.0		4.0		Various Versions. Good sharpness & flare rather easily. All versions popular for today's ultra sharp sensors. <b>Standard Speed</b> lenses originally made by American Optical Co. for Michael Todd. Feature a warm color. <b>Hi Speed Lenses</b> made from Canon K35s by Cinema Products in Los Angeles in 1980s <sup>C</sup>	<a href="#">Full List</a>
	CfD				15"				24"	48"		27"								36"		39"	36"			
	lbs.				3.0				7.0	3.0		4.0								8.0	5.6					
Todd AO	Front				124				130			95								97						
	T					3.0			2.3	2.8		2.3		2.8					2.5		2.8	3.5	2.8		Compact size and lightweight. Slightly lower in contrast. Pronounced anamorphic flare. More frganic feel compared to the sterile look of more modern day optics.	<a href="#">Panavision</a> <a href="#">68 Worldwide</a> <a href="#">Locations</a>
	CfD					48"			33"	30"		30"		20"						54"		54"	60"	84"		
	lbs.					4.8			5.4	3.7		5.4		4.0						3.6		4.6	6.8	8.0		
Panavision C-Series	Front					113			113	95		95		95						74		74	95	95		
	T		1.4	1.6	1.6				1.4	1.6	2.3	2.4							2.3		1.4	2.8	3.2		Various Versions. Vintage Japanese. With their fast aperture and vintage coatings these lenses have a very expressive quality. Great to mix in with the more modern lenses or to use for an entire project. Flares easily. <sup>C</sup>	<a href="#">Full List</a>
	CfD				36"																					
	lbs.				5.5																					
Cineovision	Front																									
	T	3.1	3.4			3.2			2.4	2.8		2.4	2.4						1.4	2.4					Various Versions. The unique and organic artifacts, color, tone and distortions due the glass being hand polished and shaped, the complexity of their movement and construction and old coatings. <sup>T</sup> <b>Round Fronts</b> have slightly lower contrast and breathe much less than their older <b>Square Front</b> cousins.	<a href="#">Full List</a>
	CfD																									
	lbs.																									
Lomo	Front																									
	T	2.2		2.2		2.2			2.2			2.2		2.2						2.2					Unique squeezing factor of 1.3x uses nearly entire 16:9 sensor to achieve 2.40 format. Maximum image quality combined w/ a very pleasant emotional effect. <i>Complementary front anamorphic zooms 30-60, 45-90 &amp; 80-180mm(T2.8) complete a comprehensive offering.</i> <b>Vantage also offers 1.3x V-Lite Super 16 series (T1.5).</b>	<a href="#">Vantage Film</a>
	CfD	24"		24"		31"			39"			39"		39"						39"						
	lbs.	5.5		5.5		5			6.4			4.4		4.4						5.0						
Vantage Hawk V-Lite 1.3x	Front	142		120		120			120			104		104						104						