

## Quick Start Guide

Starlite RF  
Several patents pending

www.transvideo.eu  
www.starliterf.com



### Warning & Caution

#### WARNING:

This product must be used in a correct grounded electrical environment; ground defects can create severe problems to the equipment, the picture quality and even cause danger for the user.

Copyright law and international treaties protect this product, its design and its software. One or several international patents apply to the StarliteRF. Unauthorized reproduction or distribution of this product or its design or its software or any portion of them, may result in severe civil and criminal penalties, and will be prosecuted to the maximum extent possible under the law.

#### CAUTION:

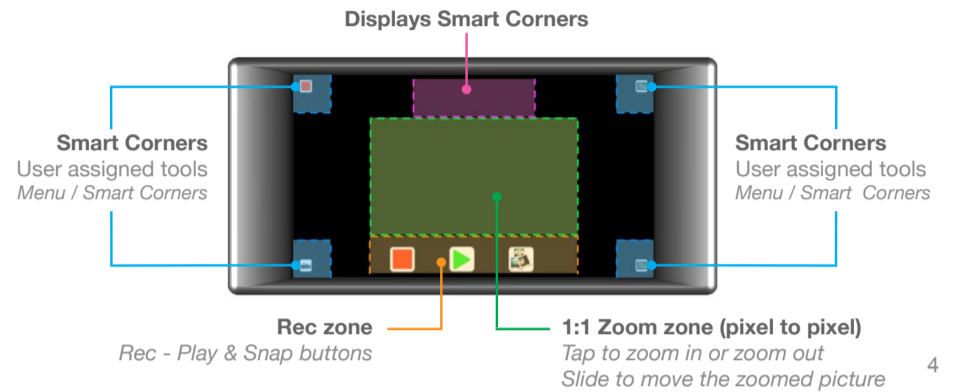
Warranty is void as the product is opened. The unit contains electrostatic sensitive devices, which can be damaged or destroyed if you touch them. Very high voltage is present in the product and there is some risk of electric shock if opened by a non-accredited technician. Standard ESD procedures must be strictly followed during disassembly/re-assembly of the unit.

The user and/or technician assume full responsibility or any risk of bodily injury, death or property damage arising out of the use or disassembly or repair of this equipment. In no event shall Transvideo S.A. or its local representatives be liable to a user, technician or third party for any loss of income or any damage of any kind resulting from the use of or work on the said equipment.

Starlite RF

### Home view - Smart Corners

Starlite RF

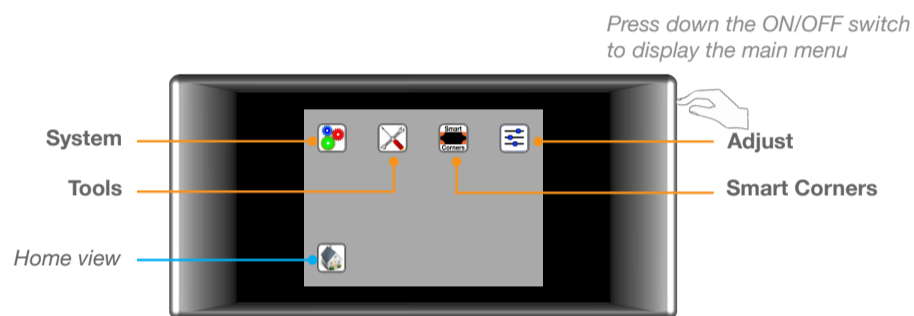


3

4

### Main menu

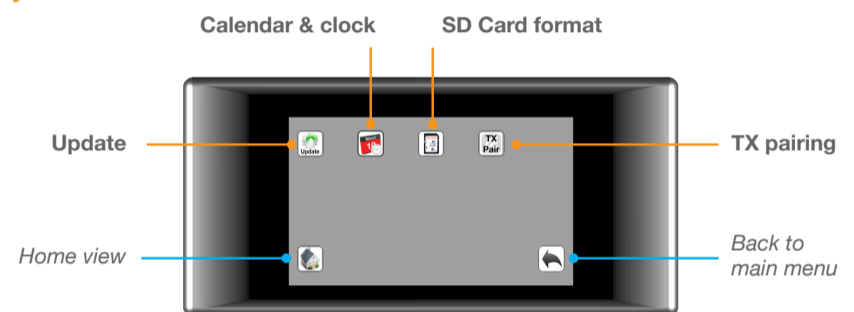
Starlite RF



5

### System menu

Starlite RF



6

### Tx pairing (Registration)

Starlite RF

Up to 2 Tx can be paired (or registered) with a StarliteRF, in order to be swapped by use of smart corner A/B (smart corners menu) or tool A/B (tools menu). Nevertheless, if you use only 1 Tx at a time, you just have to pair it and it will be automatically displayed.

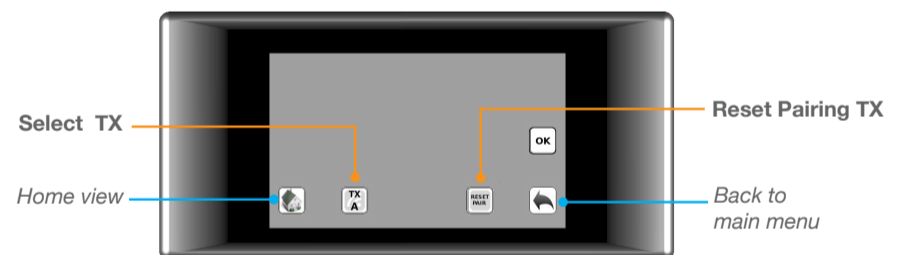
Procedure to set up properly Tx in order to use swap Tx function (if you use a single Tx, just pair it regardless if Tx A or Tx B is selected) in "Menu parameters / TX pair":

- Switch on your 2 Tx, we recommend a distance of 10 ft (3m) between StarliteRF and Tx. Press icon "Reset Tx"
- Press icon "Tx A", press "REG" button on Tx unit A until blue led blinks fast (2s) and wait for message "Press OK" appears on the monitor, and then press icon "OK"
- The first Tx has been registered. Icon "Tx A" is now marked "Tx B"
- Press icon "Tx B", press "REG" button on Tx unit B until blue led blinks fast (2s) and wait for message "Press OK" appears on the monitor, and then press icon "OK"
- The second Tx has been registered, and you can swap them with A/B icons.

7

### Tx pairing (Registration)

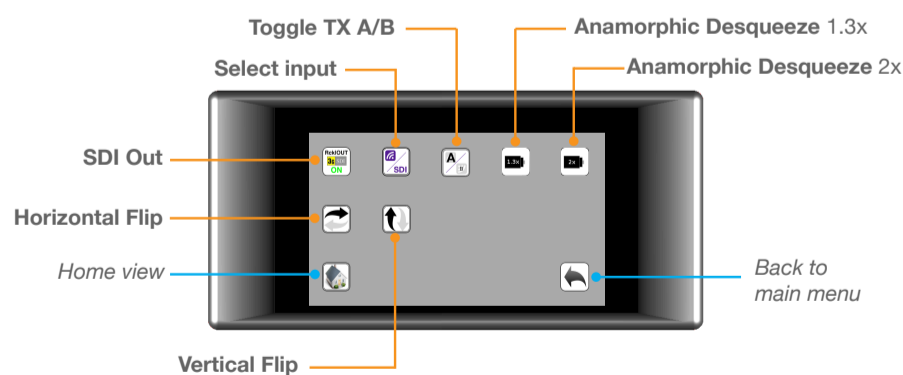
Starlite RF



8

### Tools menu

Starlite RF

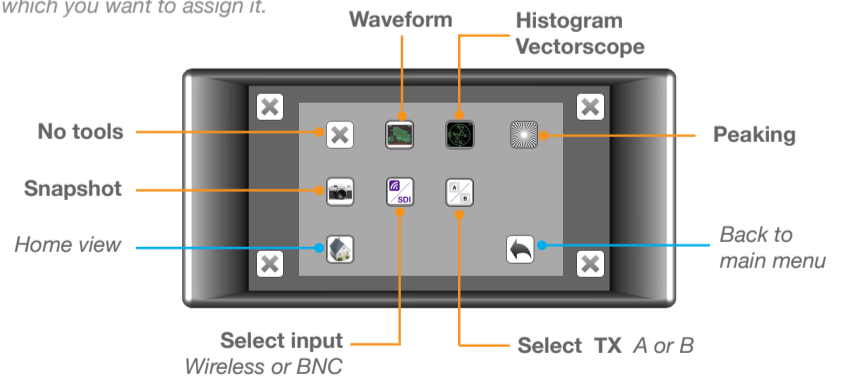


9

### Smart corners menu

Starlite RF

To assign a tool to a smart corner: select a tool, then choose the corner to which you want to assign it.




10

### Adjust menu

Starlite RF

Slide to adjust Luminosity, Brightness or Contrast then validate by pushing   
Push Reset to restore default values.



### Recording / Playing

Starlite RF



\* All supported standards

12

## ▶ Recording / Playing / Converting

Starlite RF




\* Please note that old converted files with the same name will be overridden

13

## ▶ Recording / Playing

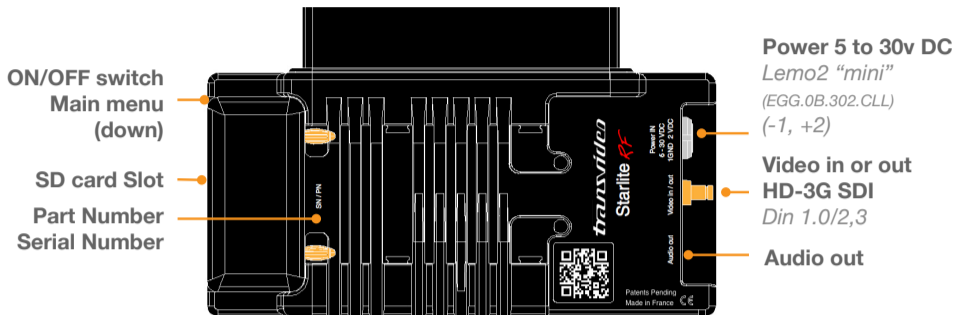
Starlite RF



14

## ▶ Mechanics & connectors

Starlite RF



15

## ▶ Technical specifications

Starlite RF

<b>Video output</b>	1 x 3G / HD / SDI 3G: 1080 / 50p, 60p HD: 1080 / 50i, 60i	<b>Color temperature</b>	D56
<b>Supported Standards</b>	1080 / 24p, 25p, 30p 1080 / 25psf, 30psf 720 / 50p, 60p	<b>Power</b>	5 to 30V DC (-1, +2) Lemo 2 Mini (EGG.0B.302.CLL)
<b>Display type &amp; size</b>	AMOLED - 5 inches	<b>Battery Socket</b>	Sony type L
<b>Pixels</b>	Picture zone 1280 x 720	<b>Power Cons.</b>	12W
<b>Contrast ratio</b>	3400:1	<b>SD card slot</b>	yes
<b>Viewing angle</b>	±170° H & V	<b>Built-in receiver frequency</b>	5.8 Ghz ISM Band
<b>Brightness max</b>	380 Nits	<b>Dimensions (w x h x d)</b>	144 x 128 x 40 mm 5,66 x 5,03 x 1,57 inches
		<b>Weight</b>	< 200g / 0.5 lbs

16

## Configuration File

Starlite RF

You can generate a file which gives :

- Possibility to convert the output container from h.264 to mp4 (default) or mkv.
- Possibility to adjust the compression level and to choose intra mode for coding.
- Possibility to choose a default name for the clips.
- And so on.

Options are set online on our web site, a file is generated and placed manually onto the SD card.

For more information, visit <http://www.transvideo.eu/support-StarliteRF>

17

## ▶ How to update

Starlite RF

### Step 1

Plug the SD card into your computer.

Download and unzip the latest software release (the downloaded file is in zip format) using your archive utility application.

Open the unzipped folder then copy the file maj.tar.gz and paste it at the root of the SD card.

Do not rename the file on the SD card.

### Step 2

Plug the SD card into the monitor.

Turn ON the monitor then push down the menu button.

Select the Settings icon  then choose Update.

Validate your choice and wait...

## How to update

Starlite RF

### Step 3

During the update, you can read the following information on the screen.

- Do not disconnect your monitor from the power supply.
- Full system update : may require more than 30 minutes.
- Applicative update in progress.

After a successful update, the monitor displays "Your monitor is up to date".

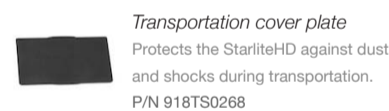
If an error occurs, a report is generated.

You can read the online version at <http://www.transvideo.eu/support-StarliteRF>

19

## ▶ Accessories

Starlite RF



20

## ▶ TRANSDIEO EQUIPEMENT LIMITED WARRANTY

Transvideo S.A gives the warranty set forward below.

The limited warranty is only effective upon presentation of your Bill of Sale or other proof of purchase.

Transvideo equipment is warranted under normal use, against defective materials or workmanship as follows:

**Parts:** Defective parts will be exchanged for new parts or comparable rebuilt parts for a period of TWO YEARS from the date of original purchase.

**Labor:** For a period of TWO YEARS from the date of original purchase, labor will be provided free of charge by our factory service centers or designated service facilities located in country where the product have been purchased, or by the factory.

When returning equipment under this warranty, you must pre-pay the shipping charges, and you must enclose the Bill of Sale or other proof of purchase with a complete explanation of the problem.

During your TWO-YEAR warranty period, repairs will be made and the equipment return-shipped to you free of charge.

After your warranty period is over, you will be given an estimate of the cost of repair and an opportunity to approve or disapprove of the repair expense before it is incurred. If you approve, repairs will be made and the equipment return shipped to you. (shipping charges apply). If you disapprove, we will return-ship the equipment at no charge to you. (shipping charges apply).

21

If the equipment is defective as a result of leaking batteries, sand, dirt or water damage; If defects or damages are caused by the use of unauthorized parts or by service other than our authorized agent.

If the equipment is defective as a result of leaking batteries, sand, dirt or water damage; If defects or damages are caused by the use of unauthorized parts or by service other than our authorized agent.

This Limited Warranty does not cover cabinet (exterior finish).

This warranty does not cover units sold to military operations or avionics. These uses are covered only by such specific warranty as Transvideo may issue with such sales.

This Limited Warranty does not apply to accessories or consumables for the product, which are sold "AS IS", without warranty of any kind by Transvideo.

Please retain this warranty card and your Bill of Sale as a permanent record of your purchase. This card is most important in order to be sure you are contacted right away should there be a safety inspection, modification or product recall under applicable laws or regulations.

23

Non-Transvideo brand peripheral equipment and software which may be distributed with Transvideo products are sold "AS IS" without warranty of any kind by Transvideo, including any implied warranty regarding merchantability or fitness for a particular purpose. The manufacturer or producer gives the sole warranty with respect to such non-transvideo brand items thereof : Transvideo shall have no responsibility under this limited warranty for use of Transvideo product in conjunction with incompatible equipment or peripheral equipment.

In order to obtain warranty service, contact the authorized Transvideo retail dealer from whom you purchased the product or contact the factory :

By phone +33 2 3232 2761 By fax +33 2 3260 1479 By email service@transvideo.eu

You will be directed to the nearest service facility for your product.

If there is no service facility in your region, you will receive a RAN (Return Authorization Number) and instruction to return your product to the factory.

This Limited Warranty covers all defects encountered in normal use of the equipment and does not apply in the following cases:

Loss or damage to the equipment due to abuse, mishandling, accident, improper maintenance, or failure to follow operating instructions.

NO IMPLIED WARRANTY, INCLUDING MERCHANTABILITY AND FITNESS FOR A PARTICULAR PURPOSE APPLIES TO THIS EQUIPMENT AFTER THE APPLICABLE PERIOD OF EXPRESS WARRANTY OR GUARANTY, EXCEPT AS MENTIONED ABOVE, GIVEN BY ANY PERSON, FIRM OR CORPORATION WITH RESPECT TO THIS EQUIPMENT SHALL BIND THE UNDERSIGNED.. TRANSDIEO SHALL NOT BE LIABLE FOR LOSS OF REVENUES OR PROFITS, EXPENSE FOR SUBSTITUTE EQUIPMENT OR SERVICE, STORAGE CHARGES, LOSS OF DATA, OR ANY OTHER SPECIAL, INCIDENTAL OR CONSEQUENTIAL DAMAGES CAUSED BY THE USE, MISUSE OR INABILITY TO USE THE PRODUCT, REGARDLESS OF THE LEGAL THEORY ON WHICH THE CLAIM IS BASED, AND EVEN IF TRANSDIEO HAS BEEN ADVISED OF THE POSSIBILITY OF SUCH DAMAGES. NOR SHALL RECOVERY OF ANY KIND AGAINST TRANSDIEO BE GREATER THAN THE PURCHASE PRICE OF THE P>RODUCT SOLD BY TRANSDIEO AND CAUSING THE ALLEGED DAMAGE. WITHOUT LIMITING THE FOREGOING, YOU ASSUME ALL RISK AND LIABILITY FOR LOSS, DAMAGE OR INJURY TO YOU AND YOUR PROPERTY AND TO OTHERS AND THEIR PROPERTY ARISING OUT OF USE, MISUSE OR INABILITY TO USE THE PRODUCT NOT CAUSED DIRECTLY BY THE NEGLIGENCE OF TRANSDIEO. THIS WARRANTY SHALL NOT EXTEND TO ANYONE OTHER THAN THE ORIGINAL PURCHASER OF THIS EQUIPMENT.